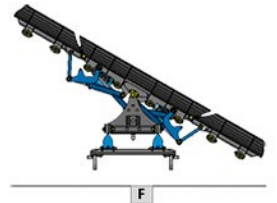
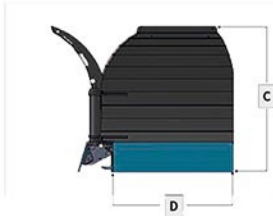
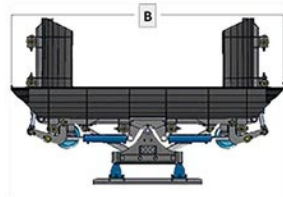
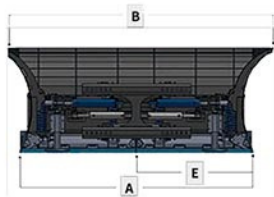






SNOWEK U-PLOWS – TECHNICAL DATA




Model	U300	U360	U420L	U420	U460	U480	U520	U540HD	U600HD
Max plowing width	3000mm	3710mm	4200mm	4200mm	4600mm	4800mm	5200mm	5400mm	6000mm
A, main moldboard plow width	1400mm	1840mm	2450mm	2450mm	2750mm	2450mm	2750mm	3050mm	3050mm
B, main moldboard minimum width	1630mm	2150mm	2580mm	2580mm	2880mm	2580mm	2880mm	3200mm	3200mm
C, height moldboard and wings	720mm	900mm	900mm	1100mm	1100mm	1100mm	1100mm	1350mm	1350mm
D, wings plow width	792mm	915mm	915mm	915mm	915mm	1220mm	1220mm	1220mm	1485mm (692mm + 792mm)
E, scraper blade moldboard width	692mm	915mm	1220mm	1220mm	915mm	1220mm	915mm	915mm / 1220mm	915mm / 1220mm
F, angled work width	2650mm	3280mm	3800mm	3800mm	4050mm	4250mm	4590mm	4910mm	5466mm
Main moldboard angling	35°	35°	38°	38°	38°	38°	38°	35°	35°
Wings turning radius	170°	170°	180°	180°	180°	180°	180°	180°	180°
Blade angle	15°	15°	15°	15°	15°	15°	15°	15°	15°
Weight	560kg	850kg	960kg	1050kg	1200kg	1150kg	1300kg	1950kg	2100kg
Machine recommendation	3-5 ton kg	4 - 7 ton kg	5 - 8 ton kg	6 - 10 ton kg	7 - 11 ton kg	7 - 11 ton kg	7 - 11 ton kg	11 - 20 ton kg	11 - 20 ton kg

MATCHING TABLE - SNOWEK U-PLOWS / BASE MACHINES WITH OPERATING WEIGHT

		Operating weight in kg						
		3 – 4 ton	4 – 7 ton	6 – 8 ton	8 – 10 ton	10 – 11 ton	11 – 14 ton	> 14 ton
	U300	Green	Red	Red	Red	Red	Red	Red
	U360	Red	Green	Red	Red	Red	Red	Red
	U420M	Red	Yellow	Green	Green	Red	Red	Red
	U420	Red	Yellow	Green	Green	Red	Red	Red
	U460	Red	Red	Green	Green	Red	Red	Red
	U480	Red	Red	Green	Green	Red	Red	Red
	U520	Red	Red	Green	Green	Yellow	Red	Red
	U540HD	Red	Red	Red	Red	Green	Green	Green
	U600HD	Red	Red	Red	Red	Green	Green	Green

 Attachments fits well with a wheel loader

 Attachments can be used with a wheel loader

 Attachments do not fit or Snowek factory should be consulted first